



a power just feels right



VRLA Front Access 12 V Battery

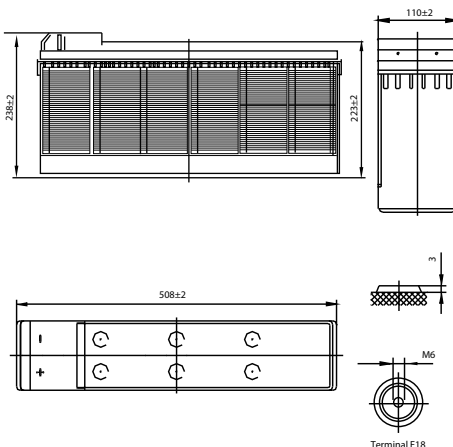
OBS12100CT 12V 100Ah

The rechargeable batteries are lead-lead dioxide systems. The dilute sulfuric acid electrolyte is absorbed by separators and plates and thus immobilized. Should the battery be accidentally overcharged producing hydrogen and oxygen, special one-way valves allow the gases to escape thus avoiding excessive pressure build-up. Otherwise, the battery is completely sealed and is, therefore, maintenance-free, leak proof and usable in any position.

General Features

- Absorbent Glass Mat (AGM) technology for efficient gas recombination of up to 99% and freedom from electrolyte maintenance or water adding.
- Not restricted for air transport-complies with IATA/I-CAO Special Provision A67.
- UL-recognized component.
- Can be mounted in any orientation.
- Computer designed lead, calcium tin alloy grid for high power density.
- Long service life, float or cyclic applications.
- Maintenance-free operation.
- Low self discharge.
- Case and cover available in both standard and flame retardant ABS.

Dimensions and Weight	
Length(mm / inch)	508 / 20.0
Width(mm / inch)	110 / 4.33
Height(mm / inch)	223 / 8.78
Height(mm / inch)	238 / 9.57
Approx. Weight(Kg / lbs)	32.5 / 71.6
*Weight deviation	± 3%



Battery Construction							
Component	Negative plate	Container	Cover	Safety valve	Terminal	Separator	Electrolyte
Raw material	Lead	ABS	ABS	Rubber	Copper	Fiberglass	Sulfuric acid

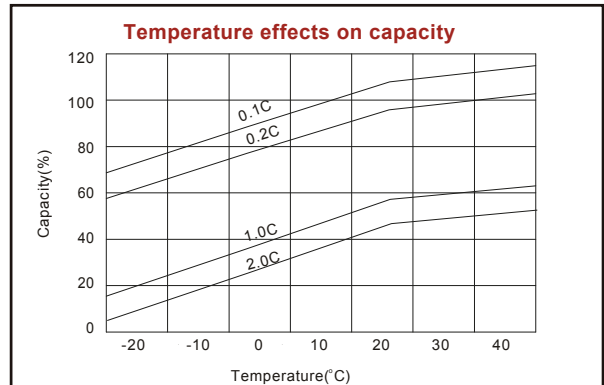
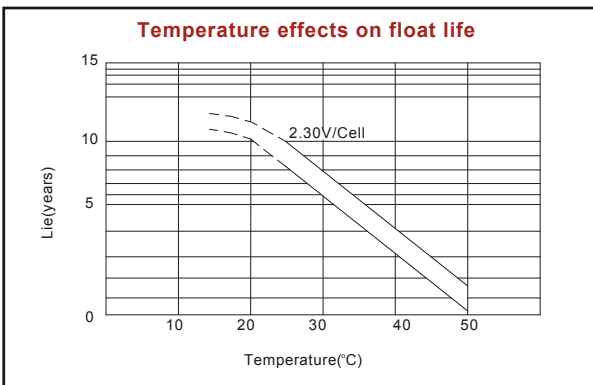
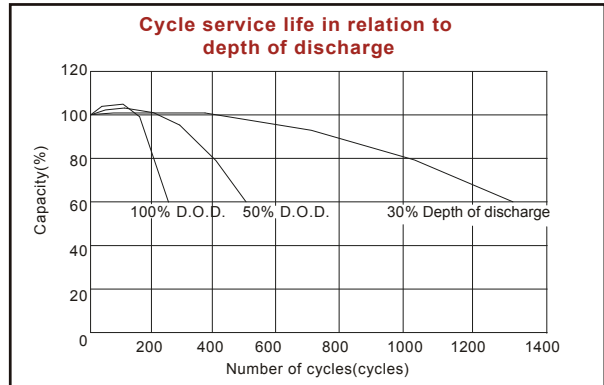
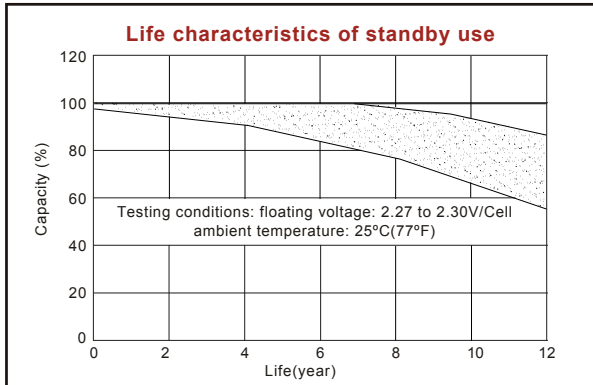
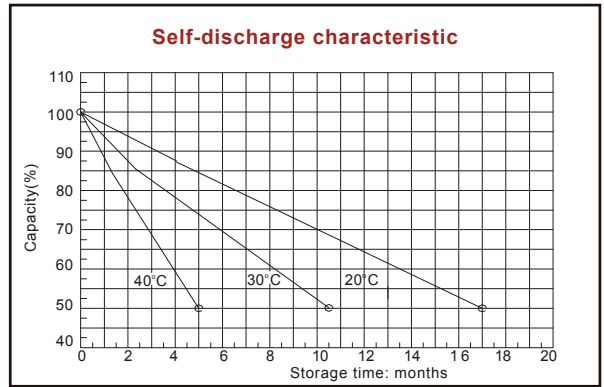
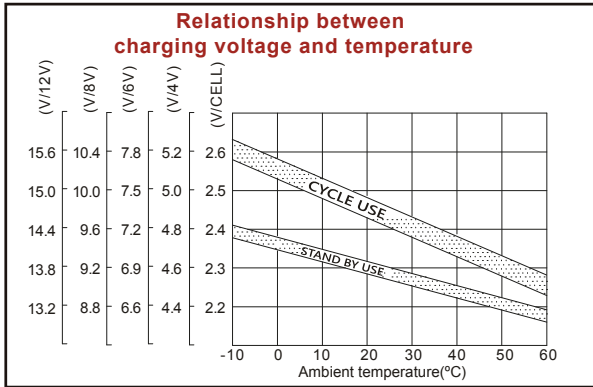
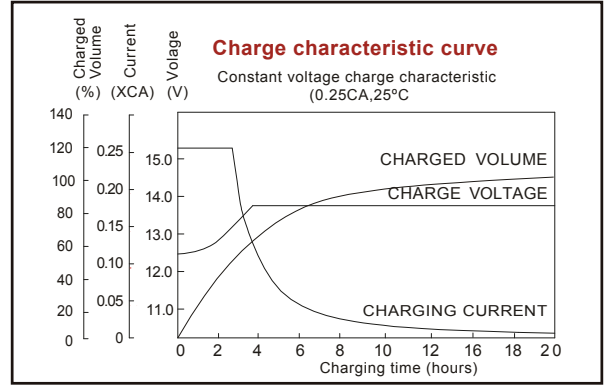
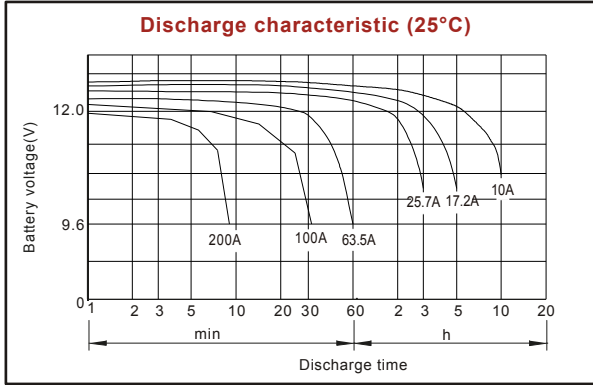
Performance Characteristics	
Nominal Voltage	12V
Number of cell	6
Design Life	10 years
Nominal Capacity 77°F(25°C)	
10 hour rate (90.0A, 10.8V)	100Ah
5 hour rate (15.8A, 10.5V)	86.0Ah
1 hour rate (58.1A, 9.6V)	63.5Ah
Internal Resistance	
Fully Charged battery 77°F(25°C)	≤6.3mOhms
Self-Discharge	
3% of capacity declined per month at 20°C(average)	
Operating Temperature Range	
Discharge	-20~60°C
Charge	-10~60°C
Storage	-20~60°C
Max. Discharge Current 77°F(25°C)	900A(5s)
Short Circuit Current	1700A
Charge Methods: Constant Voltage Charge 77°F(25°C)	
Cycle use	2.40-2.45VPC
Maximum charging current	30A
Temperature compensation	-30mV/°C
Standby use	2.20 - 2.30VPC
Temperature compensation	-20mV/°C

End Point Volts/Cell	Discharge Constant Current (Amperes at 77°F25°C)							
	10min	15min	30min	45min	1h	3h	5h	10h
1.60V	218	176	110	78.8	63.5	27.8	18.5	10.1
1.65V	201	165	106	76.4	61.5	27.1	18.1	10.1
1.70V	185	154	102	73.9	59.5	26.4	17.8	10.0
1.75V	169	143	92	71.6	57.5	25.7	17.2	10.0
1.80V	153	132	93	68	55.1	24.6	16.8	10.0

End Point Volts/Cell	Discharge Constant Power (Watts at 77°F25°C)							
	10min	15min	30min	45min	1h	2h	3h	5h
1.60V	380	319	206	150	121	70.1	52.3	36.5
1.65V	358	303	199	144	117	68.1	51.2	36.1
1.70V	337	286	195	140	115	66.4	50.1	35.8
1.75V	316	270	182	134	110	63.1	49.1	35.5
1.80V	292	254	170	128	103	62.3	47.8	34.6

(Note)The above characteristics data are average values obtained within three charge/discharge cycles not the minimum values. All data shall be changed without notice. Kenjitsu reserves the right to explain and update the information contained hereinto.

OBS12100CT 12V100Ah (10h)



KENJITSU USA CORP.
 9830 Siempre Viva Road, STE 14, San Diego, CA92154, USA.
 sales@kenjitsuusa.com



www.kenjitsuusa.com